



Accommodation

Hilton Melbourne South Wharf 5*
2 Convention Centre Place,
Melbourne
+61 3 9027 2000

Crown Towers 5*
8 Whiteman Street, Melbourne
+61 3 9292 6868

Crown Metropol 5*
8 Whiteman Street, Melbourne
+61 3 9292 6211

Crown Promenade 4.5*
8 Whiteman Street, Melbourne
+61 3 9292 6688

Crown Plaza 4*
1-5 Spencer Street, Melbourne
+61 3 9648 2777

Holiday Inn Melbourne on Flinders
575 Flinders Lane, Melbourne
+61 3 9629 4111

Grand Hotel Melbourne 4*
33 Spencer Street, Melbourne
+61 3 9611 4567

Double Tree by Hilton 4*
270 Flinders Street, Melbourne
+61 3 9654 6888

The Langham Melbourne 5*
1 Southgate Avenue, Melbourne
+61 3 8696 8888

Adina Apartment Hotel Melbourne, Northbank
550 Flinders Street, Melbourne
+61 3 9246 0000

Clarion Suites Gateway 4*
1 William Street, Melbourne
+61 3 9296 8888

Rendezvous Hotel Melbourne 4*
328 Flinders Street, Melbourne
+61 3 9250 1888

Travelodge Docklands 4*
66 Aurora Lane, Docklands,
Melbourne
+61 3 8615 1000

Travelodge Southbank 4*
9 Riverside Quay, Melbourne
+61 3 8696 9600

Vibe Savoy Hotel Melbourne 4*
630 Little Collins Street, Melbourne
+61 3 9622 8888

Melbourne Short Stay Apartments – MP Deluxe 4*
241 City Road, Melbourne
+61 3 8256 7500

Melbourne Short Stay Apartments – Whiteman Street
63 Whiteman Street, Melbourne
+61 3 8256 7500

PROGRAM – SUNDAY 20 NOVEMBER 2016

SUNDAY 20 NOVEMBER 2016

0645-0800 **ALLERGAN BREAKFAST**
Company Sponsored Symposia
Chair: Prof Mark Gillies
Speakers: Prof Marc de Smet, Prof Albert Augustin, A/Prof Lyndell Lim,
Prof Paul Mitchell, Prof Ian McAllister

0815-0845 **P01 – ANNUAL GENERAL MEETING:**
Australian Society of Ophthalmologists (ASO)
Venue: Plenary 3

0845-0925 **P02 – ANNUAL GENERAL MEETING:**
Royal Australian and New Zealand College of Ophthalmologists (RANZCO)
Venue: Plenary 3

0930-1000 **P03 – ANNUAL GENERAL MEETING:**
The Ophthalmic Research Institute of Australia (ORIA)
Venue: Plenary 3

1000-1030 Morning Tea

1030-1215 **P04 – PLENARY: COLLEGE**
RANZCO Update, CEO Journal Update, ORIA, The Eye Surgeons' Foundation
Venue: Plenary 3
Chair: Dr Arthur Karagiannis

1030-1035 **President's Official Congress Opening**
Dr Brad Horsburgh

1035-1045 **Update on 2017-2020 Strategic Plan**
Dr David Andrews, CEO

1045-1055 **Update on the RANZCO Communications Plan**
Ms Emma Carr, General Manager Communications

1055-1105 **Referral Pathways (Glaucoma, AMD and Diabetic Retinopathy)**
Dr Brad Horsburgh

1105-1110 **Branch Governance**
A/Prof Mark Daniell

1110-1115 **Clinical and Experimental Ophthalmology Update**
A/Prof Salmaan Al-Qureshi



PROGRAM – SUNDAY 20 NOVEMBER 2016

1115-1205	ORIA Speakers and Topics:
1115	Genome editing to correct inherited retinal disease Dr Alex Hewitt
1125	A limitation of gene therapy Prof Alan Bird
1135	Regulation of ICAM-1 Expression in human retinal endothelial cells Prof Justine Smith
1145	Visualising neovascular AMD in histology and OCT Prof Christine Curcio
1155	Optometric use of a telephthamology service in rural Western Australia; comparison of two prospective audits A/Prof Angus Turner
1205-1215	THE EYE SURGEONS' FOUNDATION
1215-1245	L01 – COUNCIL LECTURE Prof Gerard Sutton Topic: Synergy and Serendipity: Essential Ingredients in Innovative Corneal Therapy Chair: Dr Brad Horsburgh Venue: Plenary 3
1245-1400	Lunch
1400-1530	CONCURRENT SESSIONS
1400-1530	S01 – SYMPOSIUM: An Update on Current Management Strategies and Theories in Age-Related Macular Degeneration Chair: Dr Xavier Fagan Venue: Plenary 3 Speakers and Topics: Prof Ursula Schmidt-Erfurth - A breakdown of the data from the VIEW and HARBOR trials. Structural comparisons, visual outcomes, fellow eye data and implications for clinical practice Prof Robyn Guymmer - High risk predictors of macular degenerative atrophy on OCT. A discussion of reticular pseudo-drusen, non-geographic atrophy, hyper-reflective foci and outer retinal morphology Prof Alex Hunyor - Management of pigment epithelial detachment (PED). Categories of PED, imaging of PED and management strategies A/Prof Fred Chen - Where are we with retinal replacement therapies and treatment for non-neovascular AMD. A whirlwind tour through pluripotent stem cells, retinal prostheses, gene therapy and neuroprotective agents Case presentations

PROGRAM – SUNDAY 20 NOVEMBER 2016

1400-1530	S02 – COURSE: Adult Strabismus: Double Vision after Cataract Surgery - What Causes it and How to Avoid it? Chair: Dr Shuan Dai Venue: MR 210/211 Speakers and Topics: Dr John Dickson - Who is suitable for monovision status & who is not Dr Craig Donaldson - Local anaesthesia & diplopia after cataract surgery Dr Shuan Dai - Double vision in cataract population Dr Lionel Kowal - Why does my patient suddenly see double after cataract operation – overview of factors causing diplopia in cataract patients?
1400-1530	S03 – SYMPOSIUM: Systemic Associations of Ocular Inflammatory Disease - 'When Should I Think About a Systemic Disease When My Patient Comes in With an Eye Problem?' Chairs: Dr Ming-Lee Lin and A/Prof Lyndell Lim Venue: MR 212 Speakers and Topics: Prof Denis Wakefield AO - Anterior uveitis and HLA-B27- associated disease Dr Ming-Lee Lin (Ophthalmic Perspective) and Dr Jonathan Darby (Physician Perspective) - Granulomatous uveitis A/Prof Anthony Hall - Retinal Vasculitis A/Prof Lyndell Lim - Scleritis Prof Peter McCluskey - Paediatric uveitis Prof Denis Wakefield AO - How to investigate and manage patients with associated systemic disease: tips from a physician to the ophthalmologist
1400-1530	S04 – RANZCO Professional Development Session: Practicing Ophthalmology Chair: Dr Sukhpal Singh Sandhu Venue: MR 213 This session will cover a set of topics pertinent to the everyday practice of ophthalmologists. Speakers and Topics: Dr Sukhpal Sandhu - Revalidation Prof Stephanie Watson - Clinical Registries: increasing the evidence base Dr Bob Griffiths - Practice Accreditation Dr Sam Lerts - CPD and Audit Dr Mike Fisk - Ophthalmology and the Health Insurance Industry in New Zealand Dr Paul Beaumont - Assessing fitness to drive



PROGRAM – SUNDAY 20 NOVEMBER 2016

Revalidation: The Medical Board of Australia has published a discussion paper and the interim report of the Revalidation Expert Advisory Group (EAG). This updates Fellows on how the CPD program will meet the requirements proposed and will provide a summary of RANZCO's response to the discussion paper.

With the utilisation of Clinical Registries, preparing for Practice accreditation and Audit, what Fellows do in everyday practice can evolve into effective CPD. Interacting with the Health Insurance Industry and assessing fitness to drive also feature in everyday practice.

1400-1530 **S05 – RAPID FIRE PAPER SESSION: Genetics / Paediatrics / Other**

Chairs: A/Prof James Elder and Dr Alex Hewitt

Venue: MR 219/220

Speakers and Topics:

- | | |
|------|--|
| 1400 | Prevalence of Cystic Maculopathy in Rod-Cone Retinal Dystrophies, and treatment response to topical brinzolamide
Dr Andrea L Vincent |
| 1407 | Sustained improvement in visual acuity after retinal gene therapy for choroideremia
Dr Thomas Edwards |
| 1414 | Utility of self-destructing CRISPR/Cas systems for targeted genome editing in the retina
Dr Alex Hewitt |
| 1421 | Clinical outcomes in Stargardt Disease - the use of retinal electrophysiology in predicting visual prognosis
Dr Ji Li |
| 1428 | ADAMTSL4 assessment in an atypical Marfan population reveals a recurrent founder mutation for autosomal recessive Ectopia Lentis
Dr Andrea L Vincent |
| 1435 | The Auckland regional telemedicine retinopathy of prematurity network - the future of effective retinopathy of prematurity screening
Dr Jina (Jiyeun) Han |
| 1442 | Spectrum of disease and outcome of aggressive posterior retinopathy of prematurity
Prof Mangat Dogra |
| 1449 | Distinctive presentation features of non-accidental injuries and accidental eye injuries in Western Australia
Dr Swati Sinkar |
| 1456 | Anisometropia and factors influencing final visual outcome
Dr Ji Li |

PROGRAM – SUNDAY 20 NOVEMBER 2016

- | | |
|-----------|--|
| 1503 | Vertical prism fusion ranges in a normal population
Dr Shong Min Voon |
| 1510 | Learnings from surgical programs to close the gap for vision
Mr Nicholas Schubert |
| 1517 | The rebirthing of an invaluable resource: The Kevin O'Day Animal Slides collection
Dr Sugapriyan Ravichandran |
| 1530-1600 | Afternoon Tea |
| 1600-1730 | CONCURRENT SESSIONS |
| 1600-1730 | S06 – COURSE: Laser Vision Correction Paradigms Different to Sphero-Cylinder by Manifest Refraction
Chairs: Dr Noel Alpines and Dr David R Hardten
Venue: Plenary 3

Most laser vision corrections performed world-wide are based on manifest sphero-cylinder refraction and some by wavefront refraction. However the correspondence between corneal and refractive cylinder is variable and often significantly so. Topography guided treatments are no more effective in resolving the conflict. This symposium will discuss various paradigms to deal with these differences to include both corneal and refractive parameters in the treatment plan and thus avoid potential adverse outcomes where differences are significant.

Speakers and Topics:
Dr David R Hardten - topography and refraction with the AMO VisX iDesign
Dr Michael Goggin - iVis laser and topographical integration
Dr Paul Hughes - Wavelight EX500 with Wellington nomogram and iTrace topography and aberrometer
Dr Noel Alpines - The need and benefits of Vector planning to combine corneal and refractive astigmatism. Results Schwind Amaris study
Dr David Kent - Wavefront guided Peramis and Schwind Amaris 1050
Dr Boris Malyugin - Corneal transplant DSAEK and DMEK and their refractive corrections |
| 1600-1730 | S07 – SYMPOSIUM: Controversies in Glaucoma
Chairs: A/Prof Ivan Goldberg AM and Prof Helen Danesh-Meyer
Venue: MR 210/211

Speakers and Topics:
Prof Jonathan Crowston - Normal Tension Glaucoma - does it exist?
A/Prof Ivan Goldberg AM - SLT: does it have an expanding role in glaucoma management? |



PROGRAM – SUNDAY 20 NOVEMBER 2016

Prof Helen Danesh-Meyer - Lifestyle modifications in glaucoma

Prof Graham Lee - Cataract extraction as first-line treatment for primary angle closure glaucoma

Dr Colin Clement - Minimally invasive surgery should replace trabeculectomy as first line surgical approach for glaucoma

1600-1730 **S08 – SYMPOSIUM: Retinal Diagnostic Dilemmas**

Chair: A/Prof John Grigg

Venue: MR 212

This course will present challenging retinal cases with either a genetic background or an acquired disorder where there is confusion as to the underlying aetiology.

Inherited retinal disorders are the now the most common cause of legal blindness in the working age population. Late onset retinal dysfunction poses particular challenges in diagnosis. The differential diagnosis for this group of patients includes autoimmune retinopathies, cancer associated retinopathies, inflammatory disorders and later onset inherited retinal disorders.

The importance of the phenotypic features is emphasised when attempting to differentiate the acquired and late onset inherited disorders. This course will highlight how the combination of structural imaging modalities (eg OCT, fundus autofluorescence and widefield fundus imaging) combined with functional (visual electrophysiology) assessment methods guides the diagnostic process.

The course will consist of an expert panel discussion of interesting cases with interactive audience participation and the opportunity for open discussion.

Speakers: Dr Matthew Simunovic, A/Prof Alex Hunyor, A/Prof Robyn Jamieson, Dr Claire Hooper, A/Prof Clare Fraser, Prof Peter McCluskey

1600-1730 **S09 – RANZCO Professional Development Session: Clinical Audit Analysis using Excel**

Chair: Dr Sam Lerts

Venue: MR 213

Microsoft Excel is a useful tool to analyse information exported from clinical audit tools or electronic medical records software, or data collected directly in Excel. This session will enable you to use advanced features of Excel to facilitate data analysis and enhance your ability to identify opportunities to improve your practise. This session will enable you to:

- Use excel formulas including sum/subtraction, percentages, average, count;
- Combine excel formulas;
- Use data validation to standardise data entry in Excel;
- Use PivotTables for data analysis; and
- Create charts to provide visual representations of your data.

PROGRAM – SUNDAY 20 NOVEMBER 2016

1600-1730 **S10 – RAPID FIRE PAPER SESSION: Retina**

Chairs: A/Prof Andrew Symons and Dr Xavier Fagan

Room: MR 219/220

Speakers and Topics:

- 1600 Structural and functional recovery following limited iatrogenic macular detachment for retinal gene therapy
Dr Matthew Simunovic
- 1607 Baseline characteristics and 1-year outcomes of patients with neovascular age-related macular degeneration (nAMD) from the real world LUMINOUS study: global results vs Australian cohort
Prof Robyn Guymer
- 1614 Twelve-month outcomes of ranibizumab versus aflibercept for neovascular age-related macular degeneration: an observational study
Dr Mark Gillies
- 1621 Outcomes at 1 year with ranibizumab in treatment-naïve patients with neovascular age-related macular degeneration (nAMD): realworld results from the LUMINOUS study
Mr Paul Mitchell
- 1628 Retinotopic rod photoreceptor function in age-related macular degeneration with and without reticular pseudodrusen
Dr Rogan Fraser
- 1635 Longitudinal changes in rod function in intermediate age-related macular degeneration
Dr Chinh T Nguyen
- 1642 Differential gene expression in bipolar cells in a model of retinal degeneration
Dr Doron Hickey
- 1649 Saffron therapy for the treatment of Age-Related Macular Degeneration
Dr Geoffrey Broadhead
- 1756 Safety of a 44-channel suprachoroidal retinal prosthesis in a feline model
Dr Carla J Abbott
- 1703 Safe sclerotomy and intravitreal injections in young children: New guidelines based on in-vivo Ultrasound Biomicroscopy and scleral transillumination to identify landmarks for sclerotomy
Dr Abhishek Sharma
- 1710 Patients with X Linked retinitis pigmentosa have significant abnormalities in both the structure and function of motile airway cilia
Ms Gaby McCray
- 1717 Is inherited retinal disease truly symmetrical? A case-control study using spectral domain optical coherence tomography
Dr Yi Chen



PROGRAM – MONDAY 21 NOVEMBER 2016

MONDAY 21 NOVEMBER 2016

- 0645-0800 **BAYER BREAKFAST**
Company Sponsored Symposia
Chair: Dr Jennifer Arnold
Guest Speaker: Prof Ursula Schmidt-Erfurth
Venue: Woodside Rooms, Hilton Melbourne South Wharf,
2 Convention Centre Place, South Wharf
- Speakers and Topics:**
-
- Dr Jennifer Arnold - Introduction
-
- Prof Ursula Schmidt-Erfurth - Presentation of trial data
-
- Prof Ursula Schmidt-Erfurth and Dr Jennifer Arnold - Cases and discussion
-
- 0830-0900 **L02 – GLAUCOMA UPDATE LECTURE**
Prof Keith Martin
Topic: Protecting and Regenerating the Optic Nerve
Chair: Dr Cathy Green
Venue: Plenary 3
-
- 0900-0930 **L03 – SIR NORMAN GREGG LECTURE**
Prof Denis Wakefield AO
Topic: Anterior Uveitis and HLA B27- Progress at Last!
Chair: A/Prof Mark Daniell
Venue: Plenary 3
-
- 0930-1000 **L04 – CATARACT UPDATE LECTURE**
Prof Boris Malyugin
Topic: Complicated Cataract Surgery: How Can We Calm the Troubled Waters?
Chair: Dr Arthur Karagiannis
Venue: Plenary 3
-
- 1000-1030 Morning Tea
-
- 1030-1100 **L05 – REFRACTIVE UPDATE LECTURE**
Dr David R Hardten
Topic: Merging the Fields of Lens and Corneal Surgical Corrections
Chair: Prof Nigel Morlet
Venue: Plenary 3
-
- 1100-1230 **P05 – PLENARY: Clinical Controversies**
Chairs: Dr Diana Semmonds and Prof Charles McGhee
Venue: Plenary 3
- Speakers and Topics:**
-
- 1100 Prof Gerard Sutton - SMILE: Does it have a role in the treatment of Myopia?
-
- 1115 Prof Ursula Schmidt-Erfurth - Which therapeutic strategy works out best?
-



PROGRAM – MONDAY 21 NOVEMBER 2016

1130	Prof Keith Martin - What do I do when the bleb starts to fail?
1145	Dr Boris Malyugin - Descemetorhexis without endothelial transplantation vs DMEK
1200	Prof Maarten P Mourits - Surgery for orbital cellulitis: When? When not?
1230-1400	Lunch
1400-1530	CONCURRENT SESSIONS
1400-1530	S11 – COURSE: RANZCO College: Neuro-Ophthalmology Headlines 2016 Chair: Prof Helen Danesh-Meyer Venue: Plenary 3 Speakers and Topics: Dr Fiona Costello - Investigation of Optic Neuritis- what is appropriate and necessary? Prof Peter Savino - Update in giant cell arteritis Prof Helen Danesh-Meyer - Role of intracranial pressure in glaucoma Prof Andrew Kaye - Hemifacial spasm- fact or fiction? A/Prof Owen White - Transient Visual Loss- no longer innocent
1400-1530	S12 – SYMPOSIUM: Thyroid-Associated Orbitopathy: an Update on What is New Chairs: A/Prof Alan A McNab and Dr Jwu Jin Khong Venue: MR 210/211 Speakers and Topics: Prof Maarten P Mourits - Peter Rogers Lecture - Ocular motility and thyroid eye disease Dr Jwu Jin Khong - Risk factors for thyroid-associated orbitopathy in Graves' disease - Australian Thyroid-Associated Orbitopathy Research Dr Tom Hardy - Radiology of thyroid eye disease Dr Tom Hardy - Updates from International Thyroid Eye Disease Symposium on medical management of thyroid-associated orbitopathy A/Prof Alan A McNab and Prof Maarten P Mourits - Advances in Surgical Management in thyroid-associated orbitopathy Orbital decompression Lid lengthening surgery Panel discussion of cases
1400-1530	S13 – SYMPOSIUM: Ocular Oncology Chair: Dr Michael Giblin Venue: MR 212 Speakers and Topics: Dr Sunil Warrier - Pigmented conjunctival lesions: classification and management

PROGRAM – MONDAY 21 NOVEMBER 2016

	Dr Bill Glasson - Non pigmented conjunctival lesion (OSSN): classification and management
	Dr Peter Hadden - Pigmented "non-melanoma" tumours of the fundus
	Dr Tim Isaacs - A) Prognostic testing in uveal melanoma
	Dr Adrian Fung - B) Management of radiation complications of brachytherapy
	Dr Bill Glasson, Dr Sunil Warrier, Dr McKenzie, Dr Adrian Fung, Dr Peter Hadden, Dr Tim Isaacs, Dr Willie Campbell, Dr Liu, Dr Sidney Finnigan, Prof Max Conway, Prof Glen Gole, Dr James Elder, Dr James Muecke - Case based session
1400-1530	S14 – SYMPOSIUM: Childhood blindness. Management strategies for a global problem Co-sponsored by the RANZCO International Development Committee and the International Council of Ophthalmology Chairs: Dr Anthony Bennett Hall (RANZCO IDC Chair) and Prof Hugh Taylor (President, ICO) Venue: MR 216 Speakers and Topics: Prof Peter McCluskey - Teaching and training in paediatric ophthalmology - medical student to specialist Dr Ashwin Mallapatna - Managing retinoblastoma - from India to Adelaide Panel Discussion Dr Shuan Dai - Retinopathy of prematurity in high and low resource settings Dr Gillian Cochrane - Refractive error Panel Discussion A/Prof John Grigg - Childhood cataract in high resource settings Dr Anthony Bennett Hall - Childhood cataract in the low resource - setting up a tertiary service Panel Discussion
1400-1530	S15 – RANZCO Professional Development Session: Younger Fellows Advisory Group Session: Life Beyond your Training Chairs: Dr Nisha Sachdev and Dr Andrea Ang Venue: MR 213 Speakers and Topics: Dr Brad Horsburgh - What is the College and what can it do for younger fellows? Dr Con Moshegov - Ethics in medicine - Second opinions- managing the difficult patient



PROGRAM – MONDAY 21 NOVEMBER 2016

	Dr Keith Small - How to perform a second opinion
	Q&A with Dr Con Moshegov and Dr Keith Small
	Ms Deb Jackson - The use of social media in medicine and minimising your medicolegal risk
	Q&A with Ms Deb Jackson
1400-1530	S16 – RAPID FIRE PAPER SESSION: Epidemiology / Public Health Chairs: Dr Alex Hewitt and Prof David Mackey Venue: MR 219/220 Speakers and Topics:
1400	Age-related macular degeneration and mortality: the Melbourne Collaborative Cohort Study Ms Myra McGuinness
1407	The association of Diabetic Retinopathy, Visual Impairment and 10-year mortality among Indigenous Australians: The Central Australian Ocular Health Study Mr Jose Estevez
1414	Evaluating the impact of optical coherence tomography in diabetic retinopathy screening for an Aboriginal population Mr Richard O'Halloran
1421	Forbidden fruit: the burden of diabetic retinopathy in the Cook Islands Dr Siddharth Ogra
1428	Cataract surgery provided by a regional population in the Pacific - 12 month follow up Dr Riyaz Bhikoo
1435	Cataract surgery audit at a Sydney metropolitan teaching hospital Dr Jessica Tong
1442	Ocular biometry in Indigenous Australians Dr Irene Tan
1449	Incidence and predictors of falls in older adults receiving cataract surgery Ms Anna Palagyi
1456	Characterising Keratoconus in New Zealand: Is it more common and severe in Maori and Pacific Peoples? The Aotearoa Research into Keratoconus (ARK) Study: Part I Mr Akilesh Gokul
1503	Relationship between Fuchs heterochromic iridocyclitis presentation demographics and rubella vaccination Dr Shaun Parsons
1510	Australian and State trends of Surgical Trabeculectomy compared with Laser Trabeculectomy during 2001 to 2015 Dr Nayomi Perera

PROGRAM – MONDAY 21 NOVEMBER 2016

1517	Optometry-facilitated videoconference uptake in Western Australia following introduction of new MBS item numbers A/Prof Angus Turner
1530-1600	Afternoon Tea
1600-1730	CONCURRENT SESSIONS
1600-1730	S17 – COURSE: Pearls in Diagnosing Retinal Diseases - a Modern Retinal Imaging Perspective by ANZSRS Chair: A/Prof Anthony Kwan Venue: Plenary 3 Topics and Speakers:
	A/Prof Lyndell Lim - Update on diagnosis and classification of white dot syndromes
	A/Prof Fred Chen - Tips on the diagnostic dilemma in inherited retinal/choroidal diseases
	Prof Ursula Schmidt-Erfurth - Pitfalls in diagnosis of age-related macular degeneration and other macular disease
	Prof Peter McCluskey - Diagnostic pointers in masquerade syndrome in uveitis
	A/Prof Rohan Essex - Imaging and diagnosis of surgical retinal diseases
	Case discussion and questions A/Prof Anthony Kwan
1600-1730	S18 – COURSE: Anterior Segment Surgical Techniques, Instrumentation, Sutures, Corneal Closure & Trauma Management (Combined Cornea Society/ RANZCO Session) Chairs: Prof Michael W Belin and Prof Charles McGhee Venue: MR 210/211 Speakers and Topics:
	Prof Michael W Belin - Surgical instrumentation, sutures, needles
	Dr Marian Macsai - Techniques and proper wound closure
	Prof Stephen Kaufman - What to do before going to the operating room: assessment and preparing for surgery
	Dr Sue Ormonde - Management of cornea trauma: chemical, thermal and mechanical
	Dr Jay Meyer - Non-transplant corneal surgery for the comprehensive ophthalmologist
	Prof Charles McGhee - Tools and techniques for dealing with the compromised iris and lens
	Case presentations and discussion



PROGRAM – MONDAY 21 NOVEMBER 2016

1600-1730 **S19 – SYMPOSIUM: Paediatric Ophthalmology for the General Ophthalmologist**

Chair: Dr Michael Jones
Venue: MR 212

This symposium will work through the common and critical paediatric ophthalmic conditions encountered by the general ophthalmologist. An expert panel representing the highest level of sub-specialist paediatric care in Australia and New Zealand will present the 'pearls and pitfalls' in paediatric ophthalmology that are most relevant to the general ophthalmologist.

Panel: Prof Frank Martin, Dr Kimberley Tan, A/Prof James Elder, A/Prof Geoffrey Lam, Dr Caroline Catt and Dr Deepa Taranath

1600-1730 **S20 – RANZCO Professional Development Session: Ethics and Professionalism**

Chair: Dr Brad Horsburgh
Venue: MR 213

This session will cover a broad set of topics and will be Chaired by the RANZCO President, Brad Horsburgh. Brad will introduce the session, focussing on the need for cultural change in response to unacceptable instances of bullying, harassment and discrimination faced by RANZCO Trainees and Fellows. He will note the primacy of the patient in ophthalmology, and medicine generally, and also the need to recognise that your peers can often be the people in need of support. Attention will also be drawn to ethical billing and RANZCO's push to cement collaborative care as the way of the future.

Speakers and Topics:

Dr Arthur Karagiannis - Specific areas of the Code of Conduct

Dr Clayton Barnes - Ethical (and unethical) billing practices

Dr Cathy Green - How to recognise and support a struggling colleague

A/Prof David Hillis - Challenges of cultural change in the surgical profession

Mr Phil Truskett AM - How putting the patient first means doctors will always be behaving with ethics at front of mind

Four examples of collaborative care in action: Glaucoma, Retina, Neuro and Cornea

PROGRAM – MONDAY 21 NOVEMBER 2016

1600-1730 **S21 – RAPID FIRE PAPER SESSION: CPD Audits***

Chair: Dr Sukhpal Singh Sandhu
Panel: Dr Sam Lerts, Dr Heather Mack, Dr Peter Macken and Dr Fiona Costello
Venue: MR 216

Speakers and Topics:

- | | |
|------|--|
| 1600 | Introduction
Dr Sukhpal Singh Sandhu |
| 1607 | RANZCO Clinical Audit Tool (RCAT)
Dr Sam Lerts |
| 1614 | Sclerosing (Morphoeic) basal cell carcinoma incidence and management in a suburban practice
Dr Lewis Levitz |
| 1621 | Lifestyle modification in patients with Age-Related Macular Degeneration
Dr Megan Wood |
| 1628 | Audit of ophthalmic presentations to the Sydney Hospital/Sydney Eye Hospital: a study of Emergency Treatment Performance (ETP) targets
Dr Anupam Rao |
| 1635 | The challenge, the solution and the reward: achieving post-operative target refraction following cataract surgery in eyes with Axial Length (AL) < 22mm
Dr Aaron Ng |
| 1642 | Colour Vision Audit - WA 2016
Dr Ravinder Phagura |
| 1649 | Gonioscopy and progression after laser peripheral iridotomy in angle closure disease
Dr Fiona Pearce |
| 1656 | Collective Audit in Western Australia
Dr Jonathan Lam |
| 1703 | The Keratoconus module of the Save Sight Registries for efficient Capture of High-Quality Data on the Outcomes of Corneal Cross-Linking for Keratoconus
Prof Stephanie Watson |
| 1710 | Assessment of patient satisfaction of laser vitreolysis of primary vitreous floaters
Dr Andrew Traill |
| 1717 | Glistenings in intraocular lenses
Dr Tessa Kaminski |

* This session is restricted to delegates only.
Trade and media are not eligible to attend.




PROGRAM – MONDAY 21 NOVEMBER 2016

1600-1730	S22 – RAPID FIRE PAPER SESSION: Glaucoma Chairs: Prof Robert Casson and Dr Ridia Lim Venue: MR 219/220
	Speakers and Topics:
1600	Comprehensive genetic analysis of known Mendelian genes in early-onset advanced POAG Dr Tiger Zhou
1607	Comparison between intraocular pressure spikes with water loading and postural change Ms Sascha Spencer
1614	Irritable Bowel Syndrome is a risk factor for glaucoma; Analysis of two European population-based cohort studies Mr Zachary E McPherson
1621	Targeting at risk relatives of advanced glaucoma cases for early diagnosis and treatment (the TARRGET study) Dr Mona S Awadalla
1628	Early post-operative outcomes in phacoemulsification with minimally invasive glaucoma surgery (MIGS) Dr Ashley Porter
1635	Efficacy and safety of phacoemulsification with goniosynechialysis compared to phacoemulsification with viscosynechialysis in primary angle closure glaucoma - 12 month results Dr Ee Lin Ong
1642	Bleb-associated endophthalmitis: presentation, management and outcomes between 1997 and 2015 Victoria, Australia Dr Hye Jin Kwon
1649	Real world data on Laser Trabeculoplasty in the treatment of open-angle glaucoma: one year outcomes of Micropulse Diode (MDLT) vs Selective (SLT) Dr Aaron Ng
1656	iStent inject Trabecular Micro-Bypass Stent System. A single surgeons early initial experience Dr Andrew Burbidge
1703	Retrospective audit of glaucoma drainage device (GDD) surgery outcomes over a 10 year period in paediatric patients at two tertiary South Australian hospitals Ms Nermina Mustafic

PROGRAM – MONDAY 21 NOVEMBER 2016

1710	Corneal deformation dynamics are associated with the rate of retinal nerve fiber layer loss in glaucoma suspects and early manifest glaucoma patients Dr Farshad Abedi
1717	The association of topical antiglaucoma medications and other risk factors in microbial keratitis, a retrospective study Dr Jenny Xue Tian
1730-1830	FILM AND POSTER VIEWING Venue: Exhibition Hall
1830-2130	ALCON EDUCATIONAL EVENT "Mastering Multifocal IOLs, The Art & Science" Venue: Aerial, 17 Dukes Walk, Cnr of Dukes & Rona Walk, South Wharf, Melbourne
	Speakers and Topics:
	Dr Patrick Versace - Presbyopic IOLs: Do you really know what your patients want?
	A/Prof Paul McCartney - Outcomes & Results with the Alcon AcrySof IQ PanOptix IOL
	Panel: Dr Phil McGeorge, A/Prof Paul McCartney, Dr Sarah Crowe, Dr Patrick Versace - The Art & Science of Mastering Multifocal IOLs
	Alcon: Technology driven outcomes
	<i>*Please visit the Alcon booth for further information</i>





PROGRAM – TUESDAY 22 NOVEMBER 2016

TUESDAY 22 NOVEMBER 2016

- 0645-0800 **NOVARTIS BREAKFAST**
Learnings from Big Data and Large Cohorts – Large Cohort Consortia
Speaker: A/Prof Paul Healey
The Importance of Observational Studies in nAMD
Speaker: Prof Mark Gillies
-
- 0830-1000 **PO6 – BEST PAPER PRESENTATIONS:
Gerard Crock and John Parr Trophy Awards**
Chairs: A/Prof Mark Daniell and Prof Stuart Graham
Venue: Plenary 3
- Speakers and Topics:**
- 0830 Mutation of the angiotensin receptor TEK is associated with primary congenital glaucoma
Dr Owen Siggs
-
- 0843 Prospective study of Universal Newborn Eye Screening using RetCam Wide-Field Digital Imaging
Dr Samantha Simkin
-
- 0856 Unravelling the genetic architecture of Giant Cell Arteritis through a genome-wide association study
Dr Elisabeth De Smit
-
- 0909 Efficacy and safety of nepafenac 0.3% ophthalmic suspension administered once-daily in patients with diabetic retinopathy following cataract surgery
Dr Andrew Chang
-
- 0922 The Association of Diabetic Retinopathy and 10 Year Mortality among Indigenous Australians within central Australia: The Central Australian Ocular Health Study
A/Prof John Landers
-
- 0935 Stability of visual outcome following corneal transplantation
Dr Sing-Pey Chow
-
- 1000-1030 Morning Tea
-
- 1030-1100 **L06 – RETINA UPDATE LECTURE**
Prof Ursula Schmidt-Erfurth
Topic: Advanced Retinal Imaging: Diagnostics, Prognosis and Outcomes
Chair: Dr Russell Bach
Venue: Plenary 3
-
- 1100-1130 **L07 – IDA MANN LECTURE**
Prof Maarten P Mourits
Topic: Pathogenesis and Treatment of Graves' Orbitopathy: New Insights
Chair: Prof Helen Danesh-Meyer
Venue: Plenary 3
-



PROGRAM – TUESDAY 22 NOVEMBER 2016

1130-1230 **P07 – RANZCO Professional Development Session: Ethics, Training and Professionalism***

Chair: Dr Brad Horsburgh

Venue: Plenary 3

Speakers and Topics:

Dr Brad Horsburgh - Welcome

Stephen Hardy - Perspective from a lawyer

Dr Jenny Danks - NSW program selection and monitoring, including providing the trainees' perspectives of the training post

Dr Jayne Camuglia - First hand perspective

Dr Con Petsoglou - Appraisal of the RANZCO survey on bullying, harassment and discrimination conducted in 2015

Prof Frank Billson - Ethics behind the Hippocratic oath

Q&A

1230-1400 Lunch

1400-1530 **CONCURRENT SESSIONS**

1400-1430 **S23 – SYMPOSIUM: Cataract Surgery in Low Resource Settings: A 21st Century Approach**

Chairs: Dr Mark Ellis and A/Prof Geoffrey Painter

Venue: Plenary 3

Speakers and Topics:

A/Prof Nitin Verma - Welcome and update on global cataract blindness

Dr Anthony Bennett-Hall - Report from the RANZCO International Ophthalmology Committee

Dr James Muecke - Choice of technique in a low resource setting: International Perspective

Dr Mark Ellis - Small incision cataract surgery: tips and techniques for success

Dr David R Hardten - Getting out of difficult situations

A/Prof Nitin Verma - Results of small incision cataract surgery

Geoffrey Painter - Is Phacoemulsification the way of the future?

Mrs Kerrie Legg and Ms Helen Potsma - Operating theatre setup and equipment sourcing

Dr Hyong Kwon Kang - The role of vitreo-retinal services

Dr Manoj Sharma - Comparison of cataract surgery outcomes for outreach surgery vs surgery at the National Eye Centre in Timor-Leste

Dr Matt Ball - Where does one train?

PROGRAM – TUESDAY 22 NOVEMBER 2016

1400-1530 **S24 – COURSE: Neuro-Ophthalmology Challenges Diagnosing and Managing Common Neuro-Ophthalmic Conditions**

Chair: Prof Helen Danesh-Meyer

Venue: 210/211

A series of cases neuro-ophthalmic entities will be presented. The cases will be interactive with the audience. Each case will highlight key signs and symptoms that should alert the ophthalmologist to important neuro-ophthalmic diagnosis. The discussion will be based on practical guidelines on investigation and management of life-threatening and sight-threatening neuro-ophthalmology.

Speakers: Prof Helen Danesh-Meyer and Prof Peter Savino

1. Reviewing basic and advanced skills necessary to diagnose neuro-ophthalmic conditions
2. Identify neuro-ophthalmic emergencies via case-based approach
3. Appropriate initial investigations and practical advice on management
4. Treatment options

1400-1530 **S25 – SYMPOSIUM: Paediatric Retina in a Nutshell**

Convenors: Prof Glen Gole and A/Prof Geoff Lam

Venue: MR 212

Speakers and Topics:

Dr James Smith - Retinopathy of prematurity screening and follow up

A/Prof Geoff Lam - Treatment options in ROP

Dr Shuan Dai - Neuro-ophthalmic masquerades of paediatric retinal disease

Dr James Elder - Current retinoblastoma management

Dr Susan Carden - The infant with nystagmus - what I do

Dr Craig Donaldson - My 8 yo child can't see - why?

Dr Sarah Welch - Retinal detachment in childhood - it's different

* This session is restricted to delegates only.
Trade and media are not eligible to attend.



PROGRAM – TUESDAY 22 NOVEMBER 2016

- 1400-1530 **S26 – COURSE: ART AND OPHTHALMOLOGY: “Imaging the World & the Undisguised Brushstroke Line”: ‘A Journey where Visual Processing & Art Mutually Intersect’!**
 Dr Henry Lew
 Venue: MR 213
- The aim of this highly original, single author presentation is to revolutionise the manner in which all audience members, (eye-care professionals included), think about and perceive their own vision. This aim will be illuminated by introducing numerous illustrative examples, which clearly identify and demonstrate how an understanding of the principles of the neuro-physiological engineering of human vision can be applied to the examination of paintings; and how in so doing, these principles can aid in the identification of “sleepers”, which are “unrecognised paintings by significant artists”, which have escaped the attentive eyes of renowned, professional experts such as art academics, art dealers, and auction house specialists.
-
- 1400-1530 **S27– RAPID FIRE PAPER SESSION: Cornea / External Eye Disease**
 Chairs: Dr Simon Dean and Dr Jacqueline Beltz
 Venue: MR 219/220
- Speakers and Topics:**
- 1400 Outcomes of Herpes Simplex Stromal and Endothelial Keratitis and Keratouveitis in a tertiary referral hospital
 Dr Maria Cabrera-Aguas
-
- 1407 Acanthamoeba keratitis at RVEEH - an 18 year retrospective study
 Dr Matthew Lee
-
- 1414 The rising tide of Acanthamoeba keratitis in Auckland, New Zealand: the second 7-year review of presentation, diagnosis and outcomes
 Dr Moaz Alshaikhi
-
- 1421 Novel tomographic parameters for determination of ectasia progression
 Dr Michael W Belin
-
- 1428 The outcomes of corneal cross-linking for Keratoconus from routine clinical practice across Australia and New Zealand: Results from the Save Sight Registries Keratoconus Module
 Prof Stephanie Watson
-
- 1435 Are pterygia early indicators for developing skin cancer?
 Ms Julie Crewe
-
- 1442 Investigating the use of corneal stem cell-enriched spheres in keratoconic corneal tissue repair
 Mr Himanshu Wadhwa

PROGRAM – TUESDAY 22 NOVEMBER 2016

- 1449 Mid-term outcomes of therapy for limbal stem cell deficiency utilising an autologous xeno-free transplantation technique
 Dr Samantha Bobba
-
- 1456 A new system for in-office preparation and delivery of Autologous Serum and Platelet Rich Plasma eye drops
 Dr Andrew Logan
-
- 1503 Outcomes for the Boston Keratoprosthesis Type 1
 Dr Chameen Samarawickrama
-
- 1510 Clinical outcomes of Descemet’s Membrane Endothelial Keratoplasties (DMEK) performed at a multi-surgeon ophthalmic teaching hospital: A retrospective case series
 Dr Hon Shing Ong
-
- 1530-1600 Afternoon Tea
-
- 1600-1730 **CONCURRENT SESSIONS**
-
- 1600-1730 **S28 – COURSE: Achieving Optimal Outcomes in Cataract Surgery. New Technologies and Innovations to Achieve this Aim**
 Chairs: A/Prof Paul McCartney and A/Prof Nitin Verma
 Venue: Plenary 3
- Speakers and Topics:**
- A/Prof Nitin Verma - Factors influencing the outcome of cataract surgery
-
- A/Prof Michael Goggin - Corneal Shape: Preparing to tackle astigmatism
-
- Dr Tim Roberts - Choosing the right outcome. Patient selection
-
- Dr David R Hardten - IOL Formulae
-
- A/Prof Paul McCartney - Intraoperative IOL alignment tools
-
- A/Prof Michael Goggin - Managing the post refractive surgery patient
-
- A/Prof Nitin Verma - Strategies to manage coexisting posterior segment problems
-
- Case presentations and panel discussion



PROGRAM – TUESDAY 22 NOVEMBER 2016

1600-1730 **S29 – SYMPOSIUM: Herpetic Eye Disease: All You Need to Know for the Clinic**

Chair: Prof Stephanie Watson

Venue: MR 210/211

Speakers and Topics:

Dr Andrea Ang - Diagnosing herpes keratitis in the clinic

A/Prof Mark Daniell - What is currently available for topical therapy for keratitis

Prof Peter McCluskey - Role of oral antiviral therapy

Dr Con Petsoglou - Alternative therapy for herpes: does it work?

Dr Tony Maloof - Anti-herpes vaccination: Should we all have it?

Dr Alina Zeldovich - Is prophylaxis needed for eye surgery in patients with herpetic keratitis

Q&A

1600-1730 **S30 – SYMPOSIUM: Orbital, Eyelid and Lacrimal Clinicopathological Cases**

Chairs: Dr Tom Hardy and A/Prof Alan A McNab

Venue: MR 212

A series of orbital, eyelid and lacrimal cases with pathological input will be presented for discussion by the expert panel with ample opportunity for input from the audience. The aim is to highlight the clinical, radiological and histopathological features of common &/or important disease of the orbit, lid and lacrimal drainage system.

Speakers: A/Prof Alan A McNab, A/Prof Penny McKelvie, Dr Brian Sloan and Dr Tom Hardy

1600-1730 **S31 – RAPID FIRE PAPER SESSION: Cataract / Refractive**

Chairs: Dr Neil Murray and Dr Sue Ormonde

Venue: MR 219/220

Speakers and Topics:

1600 Prophylactic non-steroidal anti-inflammatory agents for the prevention of Macular Oedema after cataract surgery
Dr Chris Lim

1607 Comparison of 10 methods for IOL power calculation: results from over 3000 eyes
Dr Jack X Kane

1614 Applying modern machine learning techniques to improve on the formula for intraocular lens (IOL) power calculation
Ms Kateryna Burlak

1621 Predictability of SRK - T formula in calculating IOL power in eyes with short and long axial length
Dr Nishant Janardhana Raju Vuppalapati

PROGRAM – TUESDAY 22 NOVEMBER 2016

1628 Corneal topographic astigmatism (CoT) - an accurate measure of corneal astigmatism for toric IOLs and refractive treatments
Dr Noel Alpins

1635 Optimising mixed astigmatism refractive treatments using corneal coupling
Dr Noel Alpins

1642 More than 0.50 D of astigmatism after IOL surgery is a surgical complication
Dr Rick Wolfe

1649 Comparison of cataract surgery outcomes for outreach surgery vs surgery at the National Eye Centre in Timor-Leste
Dr Manoj Sharma

1656 Clinical and economic comparison between conventional drop regimes and Mydriasset® implant in pre-operative pupillary dilation for cataract surgery
Dr Aaron Ng

1703 Precision IOL guide - a new contact lens based device for guiding manual capsulorrhexis and IOL centration and axis alignment
Dr Lawrence Sullivan

1710 Corneal collagen cross-linking for post-LASIK ectasia: an Australian study
Dr Jessica Tong

1717 Comparison of 3 presbyopic correcting intraocular lenses
Dr Marina Rayside

1630-1700 **MCG TOUR**

1900-2300 **CONGRESS DINNER – MCG**



PROGRAM – WEDNESDAY 23 NOVEMBER 2016

WEDNESDAY 23 NOVEMBER 2016

0645-0800 **ANZIG GLAUCOMA BREAKFAST SPONSORED BY ALLERGAN**

Surgical Management of Uveitic Glaucoma

Speaker: Prof Keith Martin

Venue: MR 219/220

0830-1000 **P08 – PLENARY SYMPOSIUM: Keep Your Cool - Dealing With Common Cataract Surgery Problems Without Anxiety!**

Chair: Prof Charles McGhee

Co-Chairs: Prof Michael Belin and Dr Noel Alpins

Venue: Plenary 3

Speakers and Topics:

A/Prof Dipika Patel - Setting the scene - an overview of cataract complications

Prof Marian Macsai - The cataract nightmare - post-op inflammation and endophthalmitis

Dr Mo Ziaei - Hardware or drugs - dealing with the small pupil and floppy iris

Dr Sue Ormonde - Never lost only misplaced - capsular tears and vitreous loss

Prof Charles McGhee - Express vignettes - tackling zonular and iris insufficiency

Dr Noel Alpins - Tempting toricity - managing astigmatism with IOLs

Dr Bia Kim - Accurate accounting - audit and risk analysis reveals more than we suspect

Dr Stephen Kaufman - The morning after the day before - dealing with unexpected patient outcomes

1000-1030 Morning Tea

1030-1100 **L08 – NEURO-OPHTHALMOLOGY UPDATE**

Dr Fiona Costello

Topic: The Eye is a Window to the Soul: Understanding Central Nervous System Disorders through the Afferent Visual Pathway

Chair: Dr Heather Mack

Venue: Plenary 3

1100-1130 **L09 – HOLLOWES LECTURE**

Dr James Muecke

Topic: Cataract & Beyond

Chair: A/Prof Nitin Verma

Venue: Plenary 3



PROGRAM – WEDNESDAY 23 NOVEMBER 2016

1130-1230 **P09 – RANZCO Plenary Session: Culture and Indigenous Health**
 Chairs: Prof Hugh Taylor and Dr Damien Louis
 Venue: Plenary 3

This plenary session will showcase the important role that Koori culture and heritage play in the health of Aboriginal and Torres Strait Islander peoples living in Victoria.

We are very privileged to have Australia's leading Aboriginal opera singer and composer talk about this topic and one of Victoria's leading Aboriginal artists. We will use examples from local communities to show the way community members can be empowered to develop and present health promotion messages and develop regional eye care networks.

1230-1330 Lunch

1330-1500 CONCURRENT SESSIONS

1330-1500 **S32 – SYMPOSIUM: Progression in Glaucoma - When to Act?**
 Chair: Prof Jonathan Crowston
 Venue: Plenary 3

Speakers and Topics:

-
- Dr Cathy Green - Rates of progression on visual fields - what is acceptable?
-
- Dr Mitchell Lawlor - Rates of progression on OCT - more sensitive to change?
-
- Prof Bill Morgan - Implication of disc haemorrhages, low perfusion pressure and other high risk features
-
- Prof Keith Martin - Can we actually stop progression? What is the evidence?
-
- A/Prof Michael Coote - Why do Trabs fail and can they be salvaged?
-
- Dr Colin Clement - Will MIGS make a difference long term?

1330-1500 **S33 – CASE STUDY: Strabismus for the General Ophthalmologist**
 Chair: Dr Craig Donaldson
 Venue: MR 212

Speakers: Dr Lionel Kowal, Dr Justin Mora, Dr Ross Fitzsimons, Dr Shuan Dai and Dr Craig Donaldson

This course will cover several types of strabismus encountered in general ophthalmology. Topics to be discussed include:

1. Adult with acute onset vertical diplopia
2. Acquired esotropia in a 3 year old child
3. New concepts in Duane's syndrome
4. Managing 6th nerve palsy in the elderly
5. What to do when it isn't straight after surgery

PROGRAM – WEDNESDAY 23 NOVEMBER 2016

1330-1500 **S34 – SYMPOSIUM: Management of Uveitis Complications**
 Chairs: Dr Xavier Fagan and Prof Peter McCluskey
 Venue: MR 219

Speakers and Topics:

-
- A/Prof Mei-Ling Tay Kearney - Pre-operative assessment and management in uveitis
-
- Dr Diana Conrad - Cataract surgery in patients with uveitis
-
- Dr Jo Sims - How to manage post operative cystoid macular oedema
-
- Dr John Ruddle - Glaucoma in uveitis

1330-1500 **S35 – RAPID FIRE PAPER SESSION: Uveitis / Ocular Oncology / Neuro-Ophthalmology / Oculoplastic / Epidemiology**
 Chairs: Dr Heather Mack and A/Prof Nitin Verma
 Venue: MR 220

Speakers and Topics:

-
- 1330 Etiology and clinical features of ocular inflammatory diseases in a tertiary referral centre in Sydney, Australia
 Prof Peter McCluskey
-
- 1337 Risk factors for developing choroidal neovascular membrane and visual loss in punctate inner choroidopathy
 Dr Rachael Niederer
-
- 1344 Rising trends of endogenous Klebsiella pneumoniae endophthalmitis in Australia
 Dr Capucine Odouard
-
- 1351 Uveitic spectrum of de novo presentations in the elderly population: A nine-year consecutive case series from a tertiary uveitis clinic
 Dr Ken Ng
-
- 1358 Uveal Melanoma: A review of the evidence on surveillance and survival in metastatic disease
 Dr James Sax
-
- 1405 Retinal vascular changes in obstructive sleep apnea
 Dr Jessica Tong
-
- 1412 Ophthalmic findings in Cerebellar Ataxia, Neuropathy and Vestibular Areflexia Syndrome (CANVAS)
 Ms Hannah Kersten
-
- 1419 Falling into Line: eye tests and impact monitoring in stunt performers
 A/Prof Clare Fraser
-
- 1426 Emergency presentations of open globe injuries: A 10-year review
 Dr Mariana Sheales




PROGRAM – WEDNESDAY 23 NOVEMBER 2016


1433	Bioengineering eyelid tarsus Dr Michelle Sun
1440	The correlation between Lacrimal Syringing and Dacryocystography for the evaluation of nasolacrimal duct stenosis: a single-centre prospective study Dr Ye Chen
1500-1530	P10 – PLENARY Awards Presentation: John Parr and Gerard Crock Best Paper Trophies, Best Poster and Best Film Awards President's Official Congress Closing Dr Brad Horsburgh Chair: A/Prof Mark Daniell Venue: <i>Plenary 3</i>

FINEVISION


Innovative Trifocal Technology – Far, Intermediate & NEar



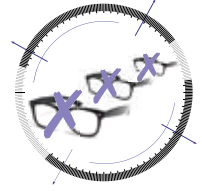
FINEVISION
TRIFOCAL INTRAOCULAR LENS



Near
Intermediate
Far



FINEVISION TORIC
TRIFOCAL TORIC INTRAOCULAR LENS



Learn more about FineVision and the Bausch + Lomb Surgical Portfolio at stand: 82 – 85

BAUSCH + LOMB
See Better. Live Better.

© 2016 Bausch & Lomb Incorporated. ®/TM denote trademarks of Bausch & Lomb Incorporated and its affiliates. Other product names/ brand names are trademarks of their respective owners.
Inova Pharmaceuticals (Australia) Pty Limited. ABN 88 000 222 408. Level 10, 12 Help Street, Chatswood NSW 2067 Australia. (Ph 1800 251 150) LOTJ 2016-06-074

PhysIOL